

Course worksheets

This teacher's resource book provides teachers with extra material to exploit the course book. The photocopiable material has been designed so that it can be used in a flexible way throughout the course and can be adapted to suit the needs and abilities of individual students and different class levels, giving special attention to the mixed ability classroom.

In this sample material you will find:

- Mixed ability worksheets
- Revision worksheets
- Reading and writing worksheets
- CLIL worksheets
- Basic competence worksheets
- Kid's theatre
- Worksheet answers
- Activity Book 3 answers

Introduction

These worksheets have been designed to revise and extend the content covered in the course and help teachers with the problem of mixed ability classrooms. The lesson plans in the teacher's book give suggestions as to when it would be appropriate to use each worksheet but teachers can use this resource book in a flexible manner throughout the course, to provide extra practice or reinforce the course content.

Mixed ability worksheets

These worksheets are designed to help teachers cope with the many different levels that present themselves in the language classroom. The *Huff* worksheets are for students who need extra practice and guidance and the *Buff* worksheets are for those students with a slightly higher level. The characters from the book have been chosen to distinguish the two different levels so children are not made to feel self-conscious about the worksheet they have been given.

Reading and writing worksheets

The reading and writing worksheets have been designed as an optional resource for those students and schools who wish to do further extension work on these skills. The worksheets have been carefully graded to ensure that the progression in these areas is gradual and controlled. The worksheets help to improve the students reading and writing skills in English, allowing them to be more autonomous learners.

Revision worksheets

The unit revision worksheets provide extra extension practice. These worksheets focus on revising the contents and vocabulary from the unit. They are a good way for teachers to identify problem areas and what needs to be revised as a class.

CLIL worksheets

The CLIL worksheets have been designed to reinforce the subjects that students are studying in the curriculum in their mother tongue. These worksheets provide the opportunity to learn the vocabulary from other subject areas while revising material and concepts that they have already studied in their own language.

Basic competence worksheets

These worksheets are designed to assess whether the students have achieved the basic competences outlined in the curriculum.

Kid's theatre

The plays have been designed as an extra resource to complement the course for those schools who wish to put on a play at the end of term or end of the year. The plays have been designed to save teachers from having to write up their own material and they have been graded to use and revise the vocabulary, songs and structures students have learnt in the course.

Activity Book answers

The teacher's resource book also provides teachers with all the answers to the worksheets provided and all the answers for the Activity Book to save time and aid with correction.



Name and surname:

Class: Date:

1 Write.

glue stick chair pencil ruler sharpener desk book pencil case

1.



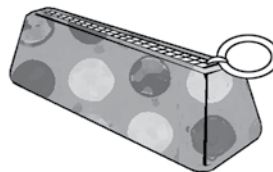
..... ruler

2.



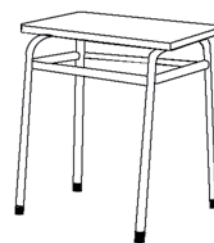
.....

3.



.....

4.



.....

5.



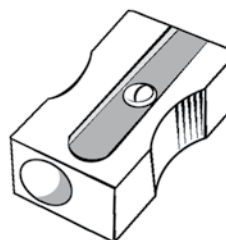
.....

6.



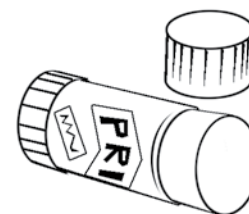
.....

7.



.....

8.



.....


2 Where is the pencil?

in

on

under

1.



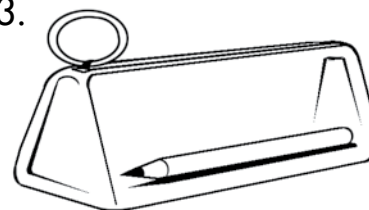
..... on

2.



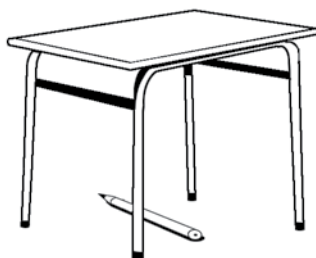
.....

3.



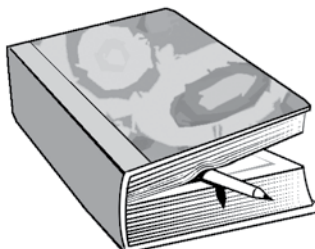
.....

4.



.....

5.



.....

6.




.....

Name and surname:

Class: Date:



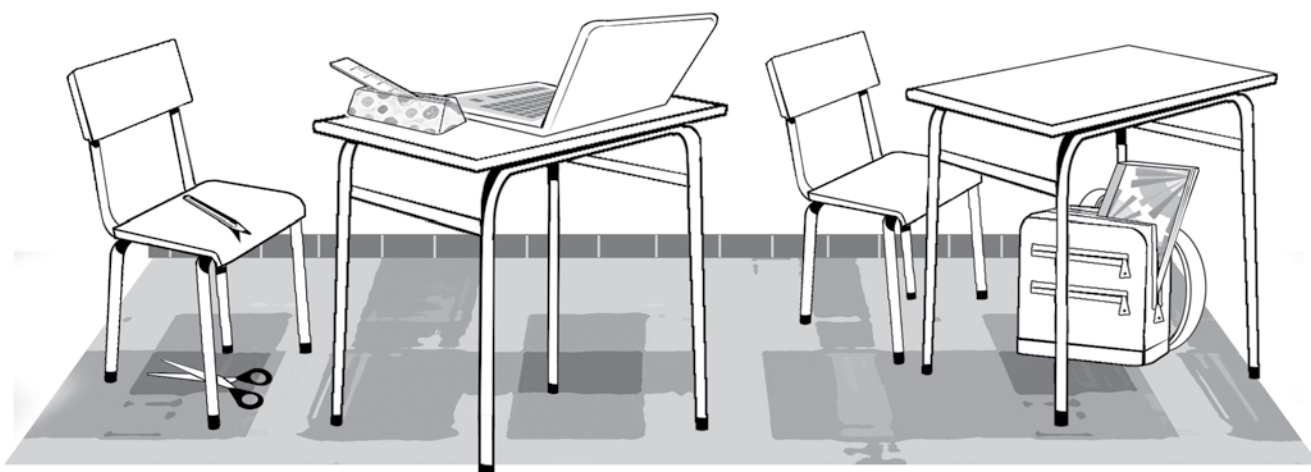
1 Look and write the questions and answers.



- | | |
|---------------------------|---------------------|
| 1. Have you got a book? | Yes, I have. |
| 2. Have you got a pencil? | No, I haven't. |
| 3. Have you got ? | Yes, |
| 4. Have ? | No, |
| 5. ? | Yes, |
| 6. ? | No, |

2 Look at the picture and write.

in on under



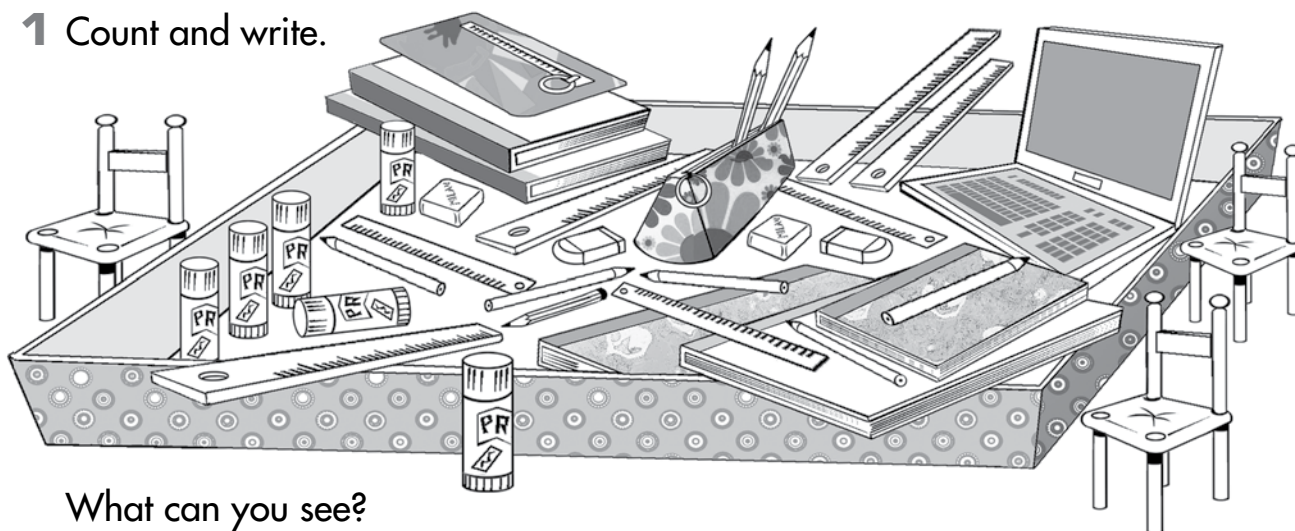
- | | |
|--------------------------------------|----------------------------|
| 1. The computer is on the desk. | 4. The pencil case is |
| 2. The ruler is | 5. The book is |
| 3. The school bag is | 6. The scissors are |



Name and surname:

Class: Date:

1 Count and write.



What can you see?

1. =

2. =

3. =

4. =


5. =

6. =

7. =

8. =

2 Look, match and answer the questions.




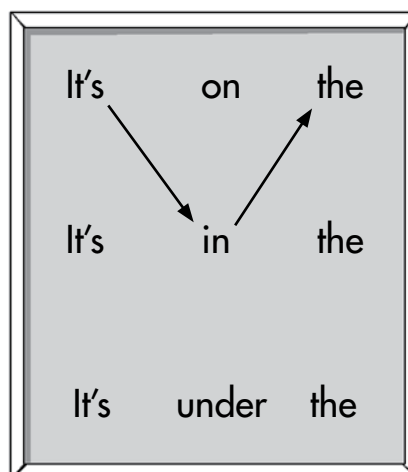
1.



2.



3.



1. Where is the ruler? It's in

2. Where is the school bag? It's

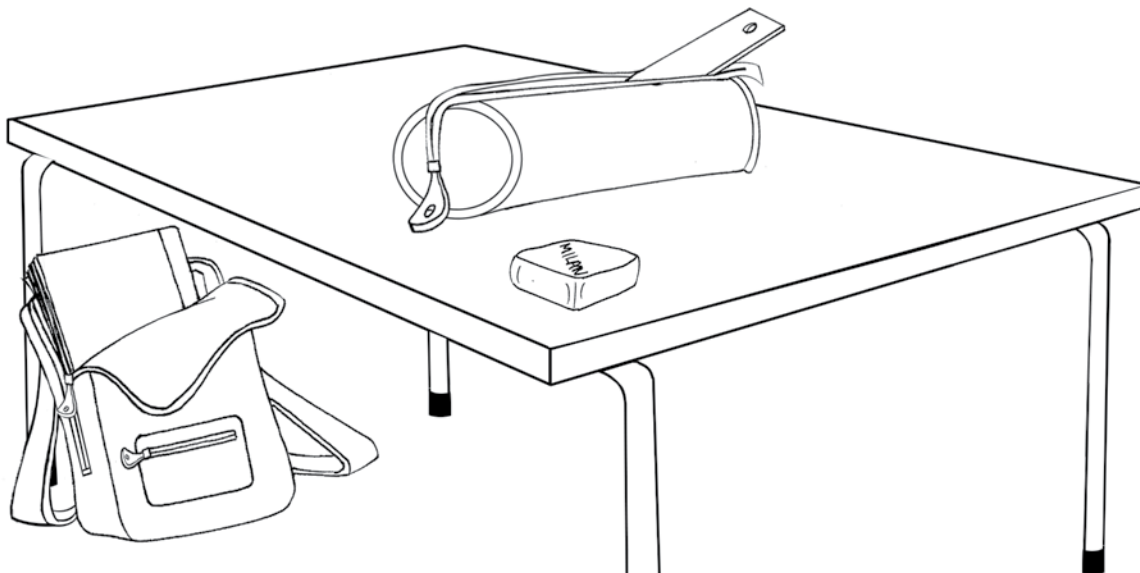
3. Where is the pencil case?



Name and surname:

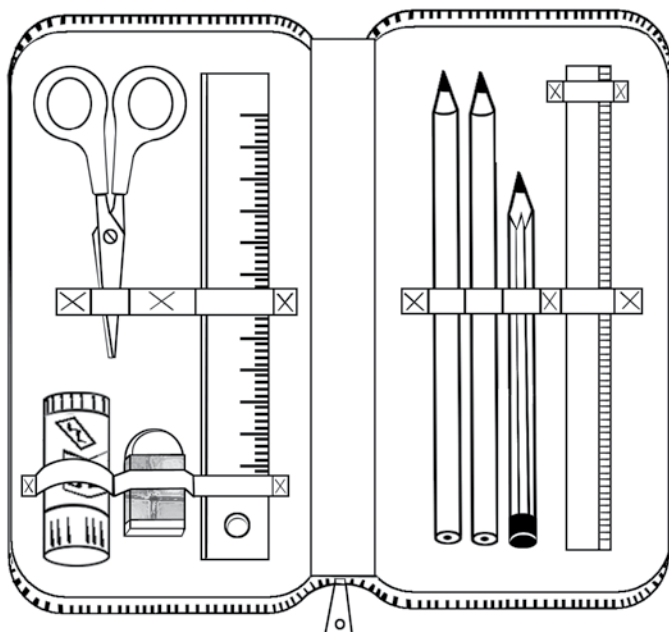
Class: Date:

1 Read and colour.




1. A green pencil case is on the desk.
2. A yellow school bag is under the desk.
3. A red ruler is in the pencil case.
4. A blue book is in the school bag.

2 Look, draw and write.



In my pencil case I've got three pencils, a rubber, two rulers, a glue stick and scissors.



In my I've got

.....



Name and surname:

Class: Date:

1 Complete the alphabet. Write a word for each letter.

A B _ _ E F _ H _ J K L _

N _ _ _ R _ T U _ _ X _ Z

B is for book

P is for

C is for

R is for



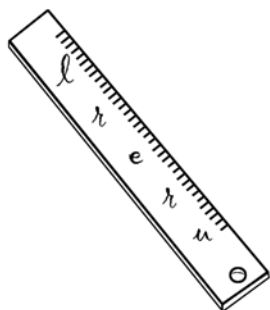
G is for

S is for

O is for

Y is for

2 Unjumble the letters and put the words in alphabetical order.



1. board

3.

2.

4.

3 Break the code and write the secret message.


1 2 3 4 5 6 7 8 9 10 11 12 13 14

T h e

2



6

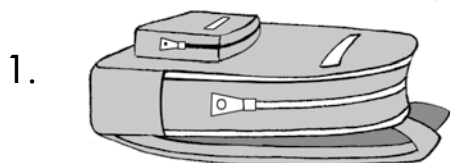





Name and surname:

Class: Date:

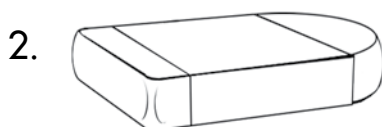
1 Complete and colour.



I've got a grey school bag.



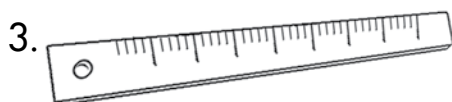
I've got a red



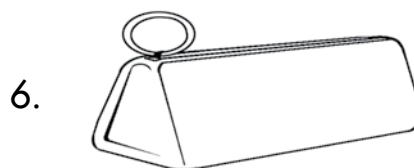
I've got a blue



..... a brown



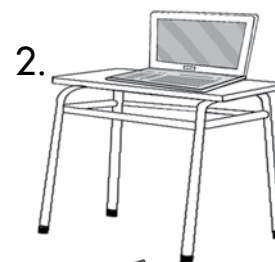
..... an orange




..... a green

2 Look at the picture and circle the correct option. Write.

1. The book is ⁱⁿ on the desk.
under

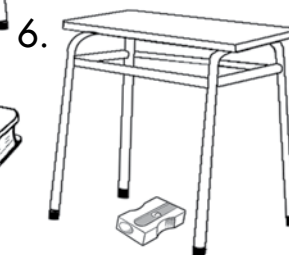
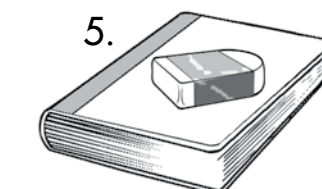


2. The computer is ⁱⁿ on the desk.
under



3. The pencil is ⁱⁿ on the pencil case.
under

4. The book is ⁱⁿ on the school bag.
under



5. The rubber is ⁱⁿ on the book.
under

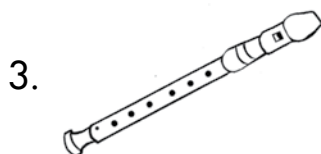
6. The is the



Name and surname:

Class: Date:

1 Match.



play tennis

ride a horse

rollerblade

play the violin

skateboard

play the recorder

play football

ride a bicycle



2 Circle the correct option.



can / can't



can / can't



can / can't



can / can't



can / can't



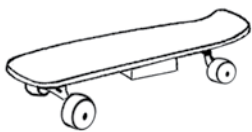



can / can't



Name and surname:

Class: Date:

1 Look at the table and write sentences.

				
Sue	✓	X	X	✓
David	X	✓	X	✓
Helen	X	✓	✓	X

1. Sue can skateboard but she can't play the violin.

2. Sue

3. David

4. David

5.

6.

2 Look and write the questions and answers.

1.



1. Can you play tennis?

2.



2. Can you?

3.



3. Can?

4.



4.?

5.



5.?

Yes, I can

No.

.....

.....

.....




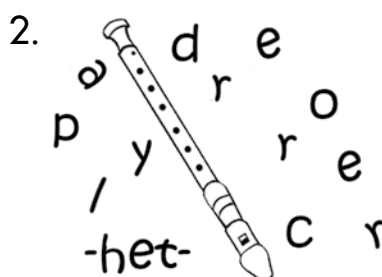
Name and surname:

Class: Date:


1 Unjumble the letters and write the activities.



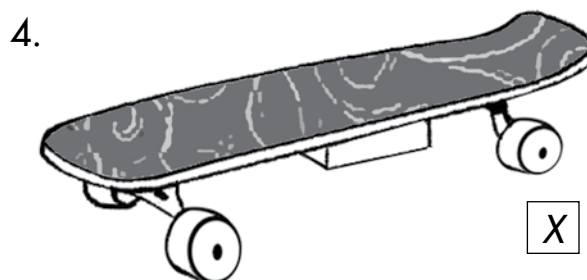
ride a horse



2 Look and write sentences. I can / I can't.



I can't play tennis






Name and surname:

Class: Date:

1 Read and circle true or false.



Hello! My name is Roger. I can play tennis and football but I can't ride a horse or rollerblade. I can play two musical instruments, the violin and the recorder.

1. Roger can play tennis. True / False
2. He can rollerblade. True / False
3. He can't play the recorder. True / False
4. He can't ride a horse. True / False
5. He can play the violin. True / False

2 Read, write and draw about you.



I can ride a bike, I can play tennis and I can rollerblade. I can't play the recorder, I can't skateboard and I can't ride a horse.

I can

.....

.....

.....


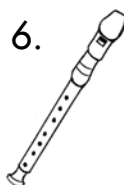


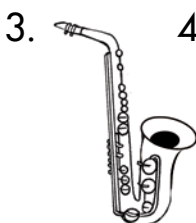
My favourite activity



Name and surname:

Class: Date:

1 Do this musical crossword.



2 Classify the instruments from activity 1 and match.

Wind instruments

recorder.....

.....

String instruments

.....

.....

.....

Percussion instruments

.....

they have strings.

you blow them.


they make a sound when
you hit them.




Name and surname:

Class: Date:


1 Look at the pictures and write the answers.



1. I can skateboard



2. I can




3. I



4.



5.



6.


2 Read and guess who is answering the questions.



Sarah



Brad



Ruth

1. Can you play football?
 2. Can you play the recorder?
 3. Can you skateboard?
 4. Can you ride a bike?
 5. Can you rollerblade?
 6. Can you play tennis?
- Who is it?

1. Yes, I can.

2. Yes, I can.

3. No, I can't.

4. Yes, I can.

5. No, I can't.

6. Yes, I can.



Name and surname:

Class: Date:


1 Read and match.




hat
scarf
boots
jumper
sunglasses
T-shirt
shoes
gloves



2 Write He's or She's.



She's wearing a hat.




..... wearing jeans.




..... wearing a scarf.



..... wearing sunglasses.



..... wearing a dress.



..... wearing shorts.

Name and surname:

Class: Date:



1 Write the words.



- | | |
|--------------|---------|
| 1. hat | 6. |
| 2. | 7. |
| 3. | 8. |
| 4. | 9. |
| 5. | |



2 Unjumble the words and complete the picture.

1. is - wearing? - What - she

What is she wearing?

2. She - wearing - dress. - is - pink - a

.....

3. wearing - She - hat. - blue - a - is


.....

4. boots. - wearing - brown - She - is

.....

5. a - isn't - She - coat. - wearing

.....






Name and surname:

Class: Date:

1 Read and colour.



Colour the scarf purple and red.

Colour the T-shirt green and yellow.

Colour the trousers grey.

Colour the jumper orange.

Colour the dress pink.

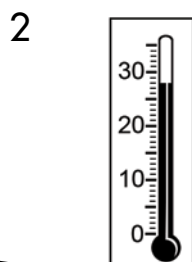
Colour the shorts brown.

Colour the jeans blue.

2 Match.



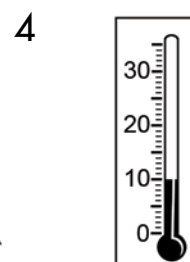
It's hot



It's cold



It's rainy



It's snowy

3 Look and complete.

sunglasses wearing is isn't football boots

1. He's wearing football boots.

2. He's a T-shirt.

3. He wearing a jumper.

4. He's wearing

5. He wearing jeans.





Name and surname:

Class: Date:


1 Read and circle true or false.




This is Maggie's bedroom. She's nine. She can play football. She has got black boots and a dress. She's wearing shorts, a football T-shirt and football boots. She can play the violin.

- | | |
|--------------------------------------|-------------------------------------------|
| 1. Maggie has got black boots. (T) F | 4. She is ten years old. T F |
| 2. She's wearing a dress. T F | 5. She's wearing a T-shirt and jeans. T F |
| 3. She can play football. T F | 6. She can't play the violin. T F |
| | 7. She's wearing football boots. T F |

2 Read and colour. Draw and write about you.



This is a photo of my sister, Susan, in spring. She's wearing a blue dress, black shoes and a fantastic blue hat.



This is me in

I'm wearing

.....

.....


.....







Name and surname:

Class: Date:


1 Circle the months and write.



- | | | | |
|---------------------------------------------------------------------------------------|------------------------------|----------------------------------------------------------------------------------------|--------|
| 1.  | M <u>a</u> r <u>c</u> h..... | 2.  | J..... |
| | A..... | | J..... |
| | M..... | | A..... |
| 3.  | S..... | 4.  | D..... |
| | O..... | | J..... |
| | N..... | | F..... |

2 Write the words under the correct picture.

jumper - winter - T-shirt - football boots - spring - boots - trousers - summer - scarf - shorts - jeans - sunglasses - autumn - gloves - shoes - hat



winter.....

scarf.....

.....

.....

.....

.....

.....

.....

.....

.....

.....

.....

.....

.....

.....

.....



Name and surname:

Class: Date:

1 Look at the calendar, colour and complete.

JANUARY						
M	T	W	T	F	S	S
						1
2	3	4	5	6	7	8
9	10	11	12	13	14	15
16	17	18	19	20	21	22
23	24	25	26	27	28	29
30	31					

FEBRUARY						
M	T	W	T	F	S	S
		1	2	3	4	5
6	7	8	9	10	11	12
13	14	15	16	17	18	19
20	21	22	23	24	25	26
27	28					

MARCH						
M	T	W	T	F	S	S
			1	2	3	4
5	6	7	8	9	10	11
12	13	14	15	16	17	18
19	20	21	22	23	24	25
26	27	28	29	30	31	

APRIL						
M	T	W	T	F	S	S
						1
2	3	4	5	6	7	8
9	10	11	12	13	14	15
16	17	18	19	20	21	22
23	24	25	26	27	28	29
30						

MAY						
M	T	W	T	F	S	S
	1	2	3	4	5	6
7	8	9	10	11	12	13
14	15	16	17	18	19	20
21	22	23	24	25	26	27
28	29	30	31			

JUNE						
M	T	W	T	F	S	S
				1	2	3
4	5	6	7	8	9	10
11	12	13	14	15	16	17
18	19	20	21	22	23	24
25	26	27	28	29	30	

JULY						
M	T	W	T	F	S	S
						1
2	3	4	5	6	7	8
9	10	11	12	13	14	15
16	17	18	19	20	21	22
23	24	25	26	27	28	29
30	31					

AUGUST						
M	T	W	T	F	S	S
		1	2	3	4	5
6	7	8	9	10	11	12
13	14	15	16	17	18	19
20	21	22	23	24	25	26
27	28	29	30	31		

SEPTEMBER						
M	T	W	T	F	S	S
					1	2
3	4	5	6	7	8	9
10	11	12	13	14	15	16
17	18	19	20	21	22	23
24	25	26	27	28	29	30

OCTOBER						
M	T	W	T	F	S	S
1	2	3	4	5	6	7
8	9	10	11	12	13	14
15	16	17	18	19	20	21
22	23	24	25	26	27	28
29	30	31				

NOVEMBER						
M	T	W	T	F	S	S
			1	2	3	4
5	6	7	8	9	10	11
12	13	14	15	16	17	18
19	20	21	22	23	24	25
26	27	28	29	30		

DECEMBER						
M	T	W	T	F	S	S
					1	2
3	4	5	6	7	8	9
10	11	12	13	14	15	16
17	18	19	20	21	22	23
24	25	26	27	28	29	30
31						

Months with 28 days: red

Months with 30 days: yellow

Months with 31 days: blue

Your birthday: green

Today: orange

Today it's

2 Complete.

- 1 week =⁷ days.
- 1 month = weeks.
- 1 month = , or days.
- 1 year = months.

30		7
	12	
		4
28		31

3 Look at the calendar and answer the questions.

- How many days has this month got?
- What day of the week is first?
- What day of the week is in black?
- What days of the week do you have school?

DECEMBER						
M	T	W	T	F	S	S
					1	2
3	4	5	6	7	8	9
10	11	12	13	14	15	16
17	18	19	20	21	22	23
24	25	26	27	28	29	30
31						



Name and surname:

Class: Date:

1 Find and write.


milk

yoghurt

salad

apples

fish



hamburger

eggs

cake

vegetables

juice

2 Look and write. Draw the face.

fish - salad - bananas - hamburgers - eggs - apples

1		I like <u>bananas</u>	
2		I don't like	
3		I like	
4		I don't like	
5		I don't like	
6		I like	



Name and surname:

Class: Date:

1 Unjumble the letters. Look and write.

1 t k b e a r a f s

breakfast


cereal



2 u l n c h



3 n r d e n i



4 r t a b a s f k e



2 Look and write the questions and answers (Yes, I do /No, I don't).

1. Do you like bananas?

.....

2. Do you like apples?

.....

3. Do you like?

.....

4. Do you?

.....











1		X
2		✓
3		✓
4		X













Name and surname:

Class: Date:

1 Write the words.

MENU	
1 	<u>eggs</u>
2 
3 
4 
5 
6 
7 
8 
9 
10 

2 Unjumble the lines and write.

1 	A 	I like pizza.
2 	B 	I don't like
3 	C 
4 	D 
5 	E 



Name and surname:

Class: Date:

1 Read and match the children and the food.

1

I like fish and yoghurt but I don't like vegetables or grapes.

Jack

2

I like nuts and rice but I don't like hamburgers or yoghurt.

Doris

3

I like nuts and ice-cream but I don't like fish or bananas.

Kevin

4

I like milk and grapes but I don't like potatoes or salad.

Polly

2 Look and write.

	Breakfast		Lunch		Dinner	

I'm Lisa. For breakfast I have cereal and milk. I don't like juice or donuts. For lunch I have pizza and an apple. I don't like fish or rice. For dinner I have salad and a hamburger. I don't like eggs or potatoes.

I'm Adrian. For breakfast

For lunch

.....

For dinner

.....

.....

Name and surname:

Class: Date:



1 Classify the foods.

broccoli cereal fish donuts meat sweets eggs pasta milk
cakes bananas grapes lettuce biscuits tomatoes
oranges rice carrots bread apples

Protein and calcium	Fats and sugars	Fruit	Vegetables	Carbohydrates
fish				

2 Match and draw.

1 Give you energy.

2 Are good for your skin and eyes.

3 Help you grow strong.

4 Are good for teeth and bones.

5 Only in small quantities.

a Proteins

b Carbohydrates

c Vitamins

d Fats and sugars

e Calcium

© ANAYA ENGLISH. Grupo Anaya, S.A. PHOTOCOPIABLE

30



Name and surname:

Class: Date:

1 Match what you need to make a special banana ice-cream.

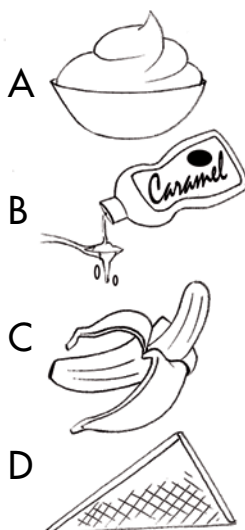
Ingredients

1. One banana

2. Ice-cream

3. Caramel

4. A biscuit



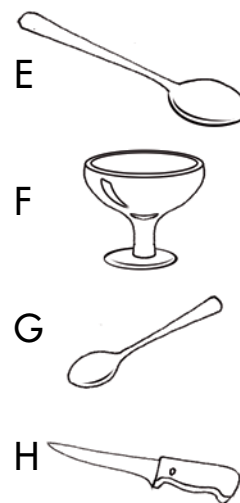
Utensils

5. A knife


6. A big spoon

7. A glass

8. A small spoon



2 Match the actions.




Mix



Cut




Put



Eat

3 Order the instructions.

- Put the banana in the glass.
- Put the caramel on the ice-cream.
- 1..... Cut the banana.
- Put the ice-cream in the glass.
- Put a biscuit on the top.
- Mix the banana and the ice-cream.
- Eat your special ice-cream!





Name and surname:

Class: Date:


1 Look and circle the correct option.

1



fur / scales

2



ears / wings

3



scales / feathers

4



ears / eyes

5



teeth / legs

6



ears / tail

2 Match. Use different colours.

1



bird

2



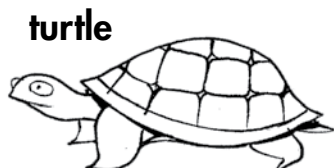
frog

3



fish

4



turtle

a



swim

b



walk

c



fly

d




jump



Name and surname:

Class: Date:

1 Write and find the words.



M	H	O	E	F	U	R	A	N	S	I
T	R	I	S	E	P	U	L	H	G	N
A	B	E	M	A	R	S	E	O	T	A
M	N	U	C	T	A	I	L	R	U	E
T	E	E	T	H	G	N	E	A	R	S
E	N	E	Y	E	S	I	G	S	U	N
L	T	A	E	R	Q	P	S	I	V	E
W	I	N	G	S	U	E	R	A	L	N

2 Complete the chart. Use tick (✓) or cross (X). Make sentences.

	walk	run	jump	fly	swim
1  crocodile	✓	✓	X	X	✓
2  shark					
3  eagle					

1. A crocodile can walk, run and swim, but it can't jump or fly.

2. A shark can
but it can't

3. An eagle can
but it can't



Name and surname:

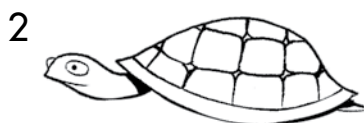
Class: Date:

1 Draw and write the part of the animal that is missing.

wings - ears - legs - tail - eyes - teeth



ears




2 Match.



long ears



short ears



big eyes



small eyes

3 Circle the correct option. Answer the question. Colour.

1. It has got two short / long legs.

2. It has got two wings / tails.

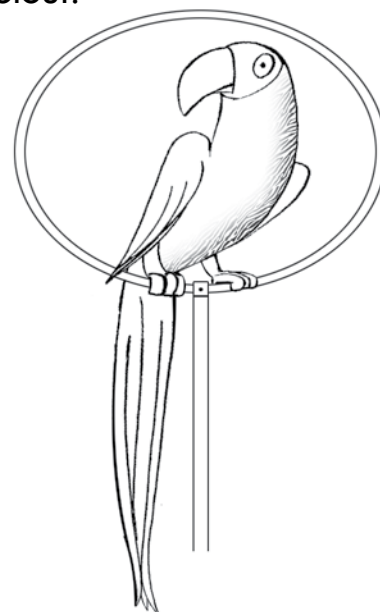
3. It has got scales / feathers.

4. It has got a long / short tail.

5. It can swim / fly.

6. It can't jump / walk.

What animal is it? It's a





Name and surname:

Class: Date:

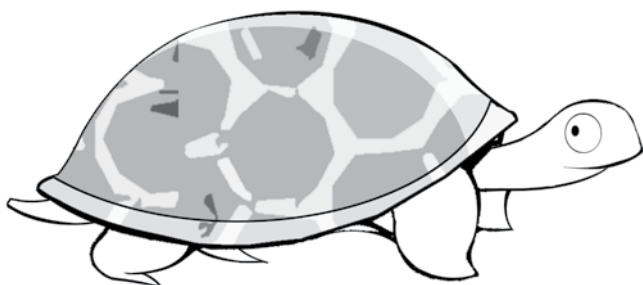
1 Read, draw and colour.

An imaginary animal

It's blue and yellow. It has got two short legs and two wings. It has got a big mouth with big teeth, small eyes, big ears and a long tail. It has got scales. It can swim and fly. It can walk, but it can't jump.



2 Read, draw and write about an amazing animal.



This is a giant turtle.
It is very big.
It has got four legs,
a short tail, a small head
and a big body.
It can walk, but it can't run.

My amazing animal

This is a
It is
It has got
It can

3 Read and circle true or false.

1. Oliver can run. True / False
2. He has got short legs. True / False
3. He can't swim but he can walk. True / False
4. He hasn't got big ears. True / False
5. He can fly. True / False





Name and surname:

Class: Date:

1 Classify these animals.

dog, elephant, giraffe,
hamster, cat, lion, cow,
crocodile.


Domestic animals	Wild animals
dog.....	elephant.....
.....
.....
.....

2 Match.

1. Human looks after them.
2. They need to find their own food.
3. Some of them are dangerous.
4. They live in our house or garden.
5. They don't like contact with humans.

Domestic
animals

Wild
animals



3 Read and match.

squirrel - pig - chicken - elephant





1. It's a domestic animal. It lives on a farm. It's got feathers, wings and small eyes. It's a chicken.....
2. It's a wild animal. It lives in forests and parks. It's got fur, small ears and a long tail. It can run and jump. It's a
3. It's a wild animal. It's very big and has got grey skin and big ears. It can walk but it can't fly. It's a
4. It's a domestic animal. It lives on a farm. It's got pink skin and a curly tail. It's a



Name and surname:


Class: Date:

1 What do you know about these animals? Complete the chart.

	Type of animal	Where it lives	Characteristics	Food
1  kangaroo	wild	grasslands	big, brown fur, long tail	fruit, plants
2  camel				
3  shark				
4  toucan				

2 Read and write about the hippo.

Name: hippo
Type of animal: wild
Where it lives: grasslands
Colour: grey
Characteristics: big, small ears
Body covering: skin
Food: grass
It can: swim



It's a

It's a

It lives

It's

It has got

It eats

It can



Name and surname:

Class: Date:

1 Match.

1. I get up.

2. I have a shower.

3. I get dressed.

4. I have breakfast.

5. I go to school.

6. I go to bed.

A



B



C



D



E



F



2 Read and number.

1 It's four o'clock.

4 It's half past ten.

2 It's half past one.

5 It's seven o'clock.

3 It's two o'clock.

6 It's half past four.

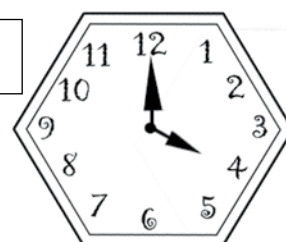
A



B



C



D



E



F



Name and surname:

Class: Date:



1 Look and do the crossword.

1



4



2



4

5

6

5



3



1

3

6



2 Write the times.

1. 9:00

2. 8:30

3. 6:00

4. 5:00

5. 2:30

6. 7:30






Name and surname:

Class: Date:

1 Write the action in the correct place.

get dressed - go to school - get up - have breakfast -
have a shower - go to bed




2 Look and write.

1. I get up at eight o'clock.

2. I

3.

4.





Name and surname:

Class: Date:



















1 Read the text and answer the questions.

Hi, I'm Beth. I'm English. I get up at half past seven and I have a shower. I have breakfast at eight o'clock. I go to school at half past eight. I have lunch at one o'clock and I have dinner at half past six. I go to bed at nine o'clock.




1. What's her name? She's
2. Where's she from? She's
3. What time does she get up? She gets up at
4. What time does she go to school? She goes
5. What time does she go to bed? She goes

2 Look, draw the times and write about you.

						
Kevin						
Me						

My name's Kevin. I get up at half past seven. I have a shower at eight o'clock. I have breakfast at half past eight. I go to school at nine o'clock. I have dinner at half past seven and I go to bed at nine o'clock.


My name's I get up at



Name and surname:

Class: Date:

1 Match.



A Eat a variety of food.

B Wash your hands before you eat.

C Brush your teeth after every meal.

D Do exercise.

2 Circle healthy habits green and unhealthy habits red.



3 Draw and answer the question.

What do you do to keep healthy?

I

.....





Name and surname:

Class: Date:

1 Order the parts of the letter. Write.

<input type="checkbox"/>	Please, write to me.
1	Dear Marc,
<input type="checkbox"/>	I live in Madrid, in Spain, with my mum and my dad.
<input type="checkbox"/>	Every day I get up at half past eight and I go to bed at nine o'clock.
<input type="checkbox"/>	Hello! I'm María. I'm nine.
<input type="checkbox"/>	I've got a hamster and two turtles. Have you got any pets?
<input type="checkbox"/>	María.
<input type="checkbox"/>	I like sports. I play football and tennis.

Dear Marc,

.....

.....

.....

.....

.....

.....

.....

.....

.....

.....

2 Complete this letter.

My name's Joel. I'm **9** nine I live in 



..... and I go to bed at 

I've got one 

and one 

I play the 

and I study 

Bye for now.

Joel