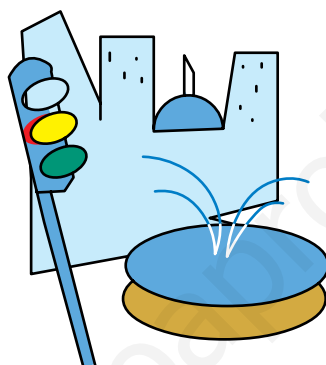


6

unidad didáctica

LA CALLE



Bloque 5

Orientaciones metodológicas

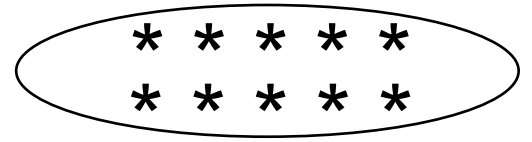
Numeración, cálculo y resolución de problemas:

1. Concepto de unidad y decena.
2. Representación de unidad y decena en ábacos y barras.
3. Discriminación de los números que estamos trabajando.
4. Coloreado de números del 10 al 19.
5. Serie ascendente y descendente de 2 en 2 y 3 en 3.
6. Identificación de lo anterior y lo posterior.
7. Ordenación de mayor a menor e inversa.
8. Realización de sumas y restas con llevadas.
9. Ubicación correcta de operaciones en posición vertical.
10. Resolución de problemas sencillos de sumas.
11. Manejo de las horas:....y cuarto /....menos cuarto.



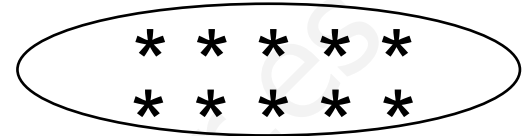
Decena y unidad

10.




11.

* *



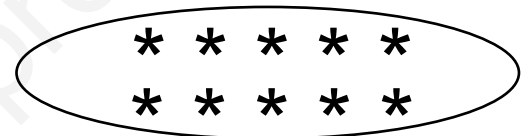
12.

* * *



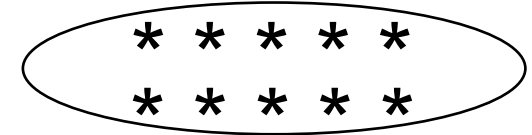
13.

* * * * *

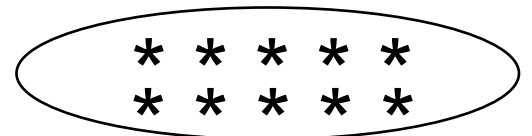


14.

*

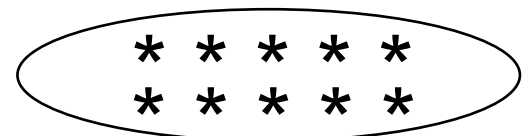


15.

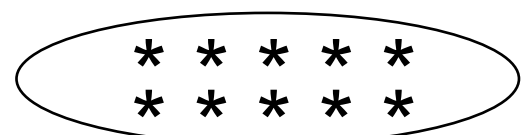
* * *
* * *

16.

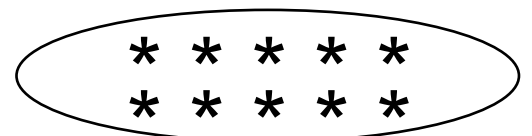
* * * *



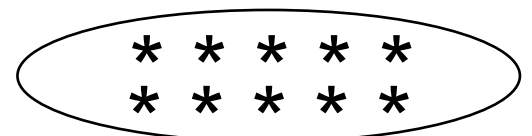
17.

* * * *
* * * *

18.

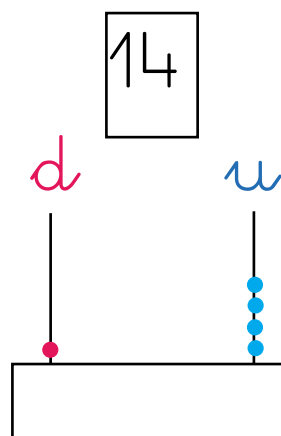
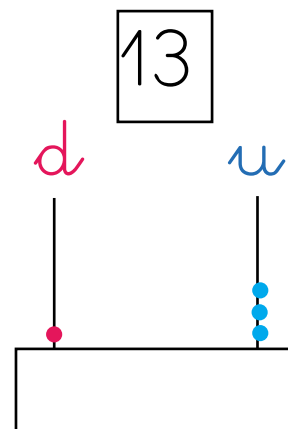
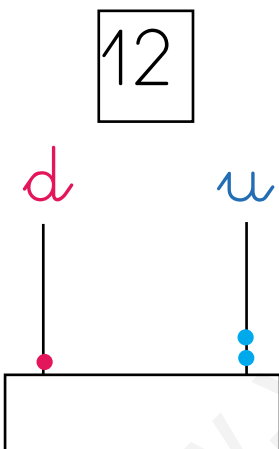
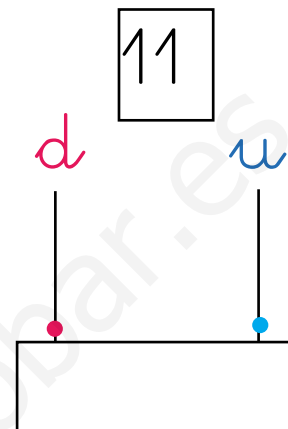
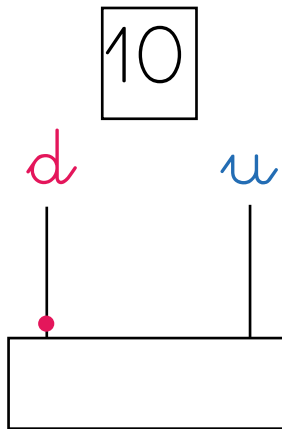
* * * *
* * * *

19.

* * * * *
* * * * *

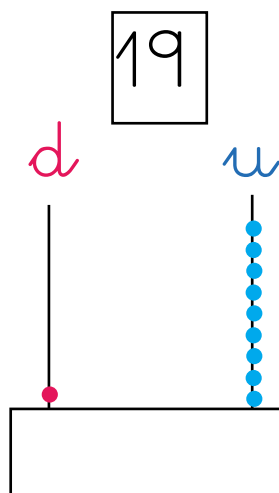
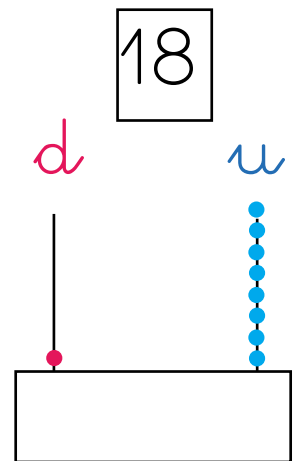
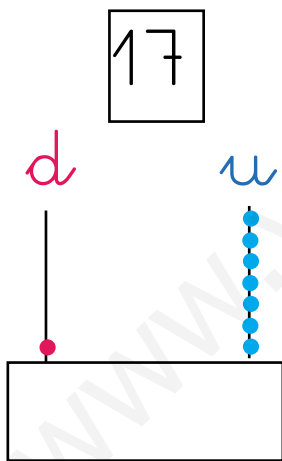
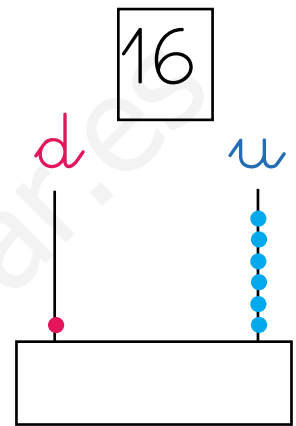
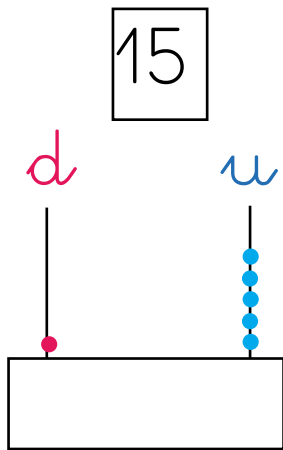


Decena y unidad





Decena y unidad





Decena y unidad

decena

unidad

--	--	--	--	--	--	--	--	--	--	--	--

--	--	--	--	--	--	--	--	--	--	--	--

--	--	--	--	--	--	--	--	--	--	--	--

--	--	--	--	--	--	--	--	--	--	--	--

--	--	--	--	--	--	--	--	--	--	--	--

--	--	--	--	--	--	--	--	--	--	--	--

--	--	--	--	--	--	--	--	--	--	--	--

--	--	--	--	--	--	--	--	--	--	--	--

--	--	--	--	--	--	--	--	--	--	--	--

--	--	--	--	--	--	--	--	--	--	--	--

--

--	--

--	--	--

--	--	--	--

--	--	--	--	--

--	--	--	--	--	--

--	--	--	--	--	--	--

--	--	--	--	--	--	--	--

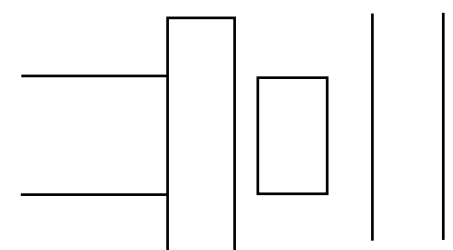
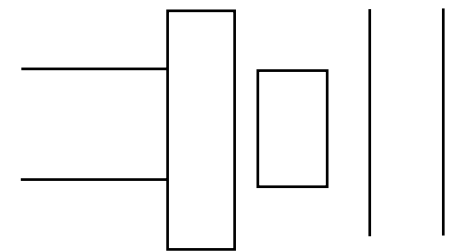
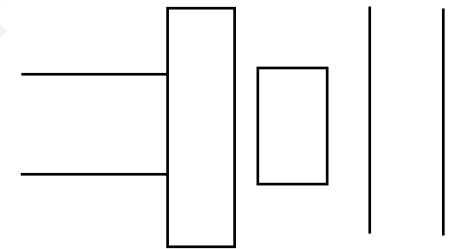
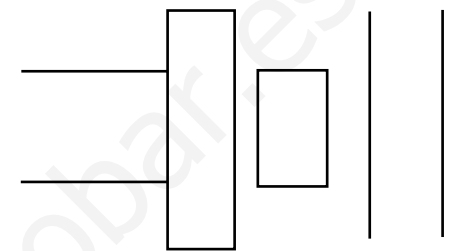
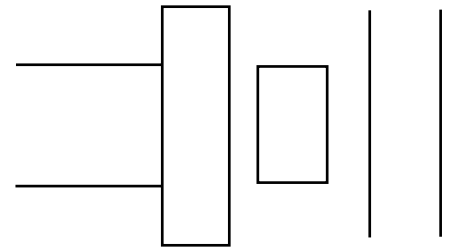
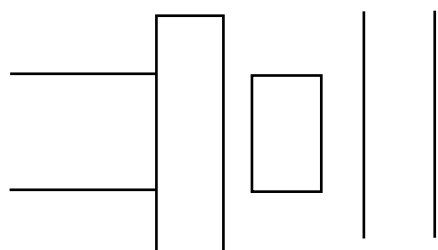
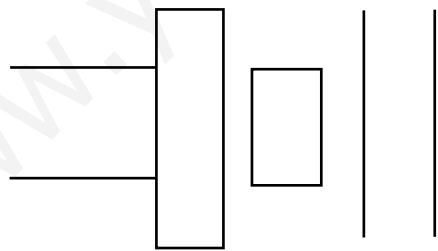
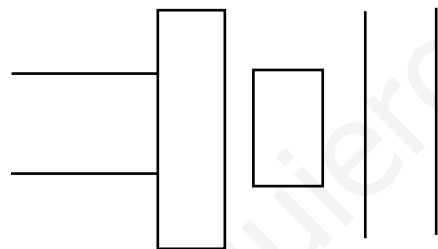
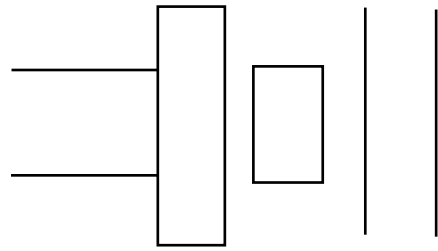
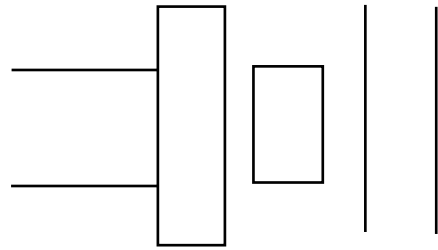
--	--	--	--	--	--	--	--	--

1	0	10

10	11			14					
----	----	--	--	----	--	--	--	--	--



Representación de decenas y unidades. Escribe el número que corresponda.





Representa en barras los siguientes números:

12 →

14 →

16 →

10 →

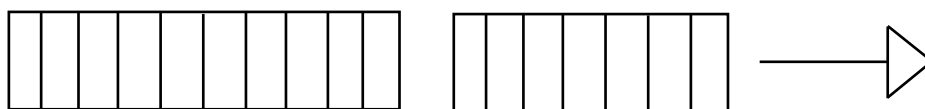
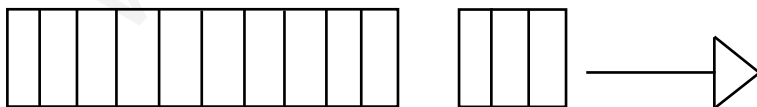
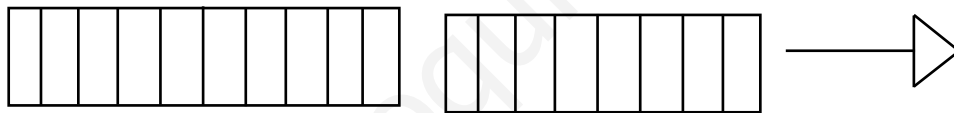
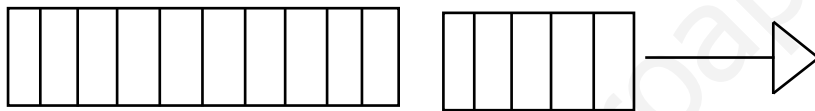
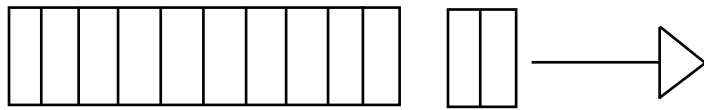
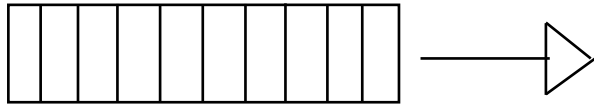
19 →

17 →

11 →



Escribe el número que corresponda:

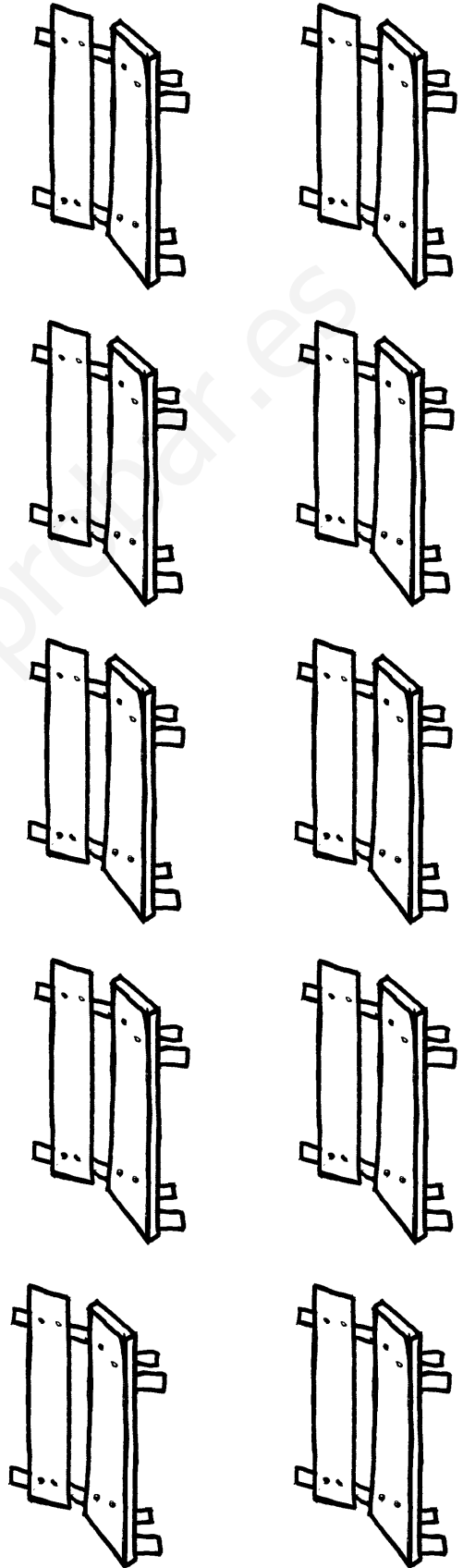





10

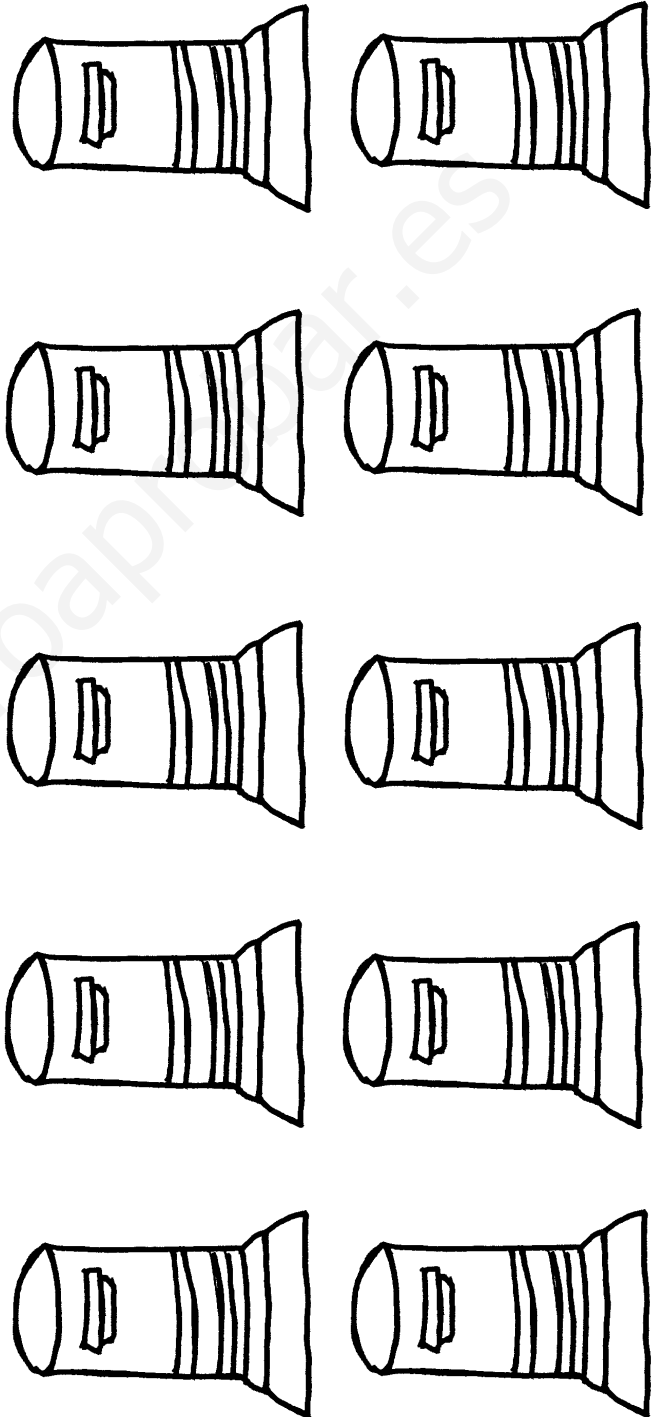
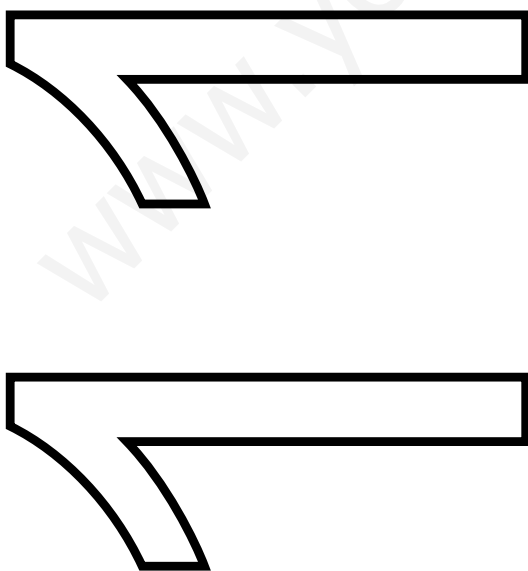
0

1





11

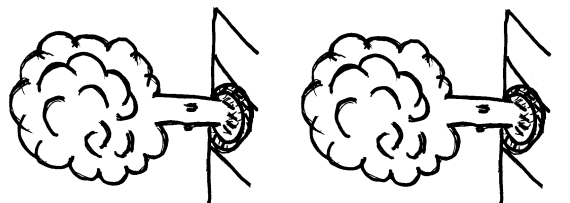
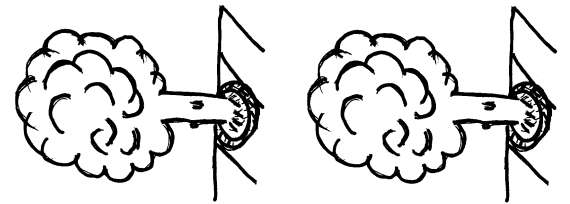
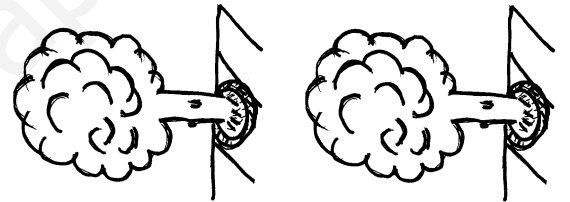

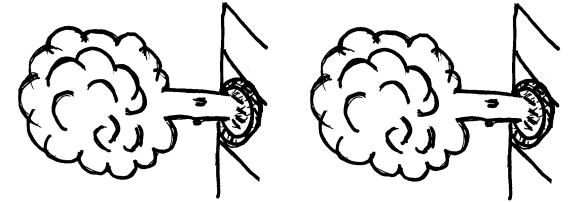
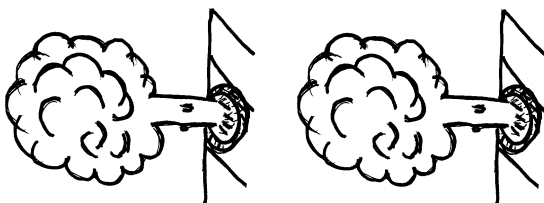




12

2

1


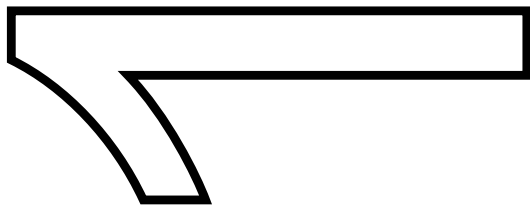

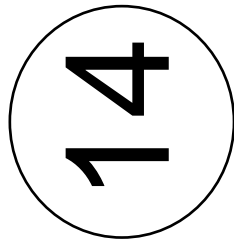






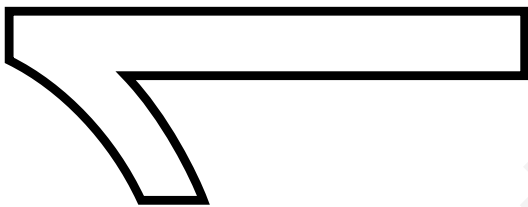



13

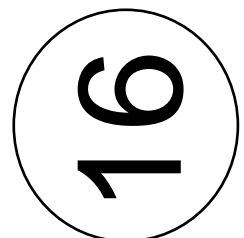
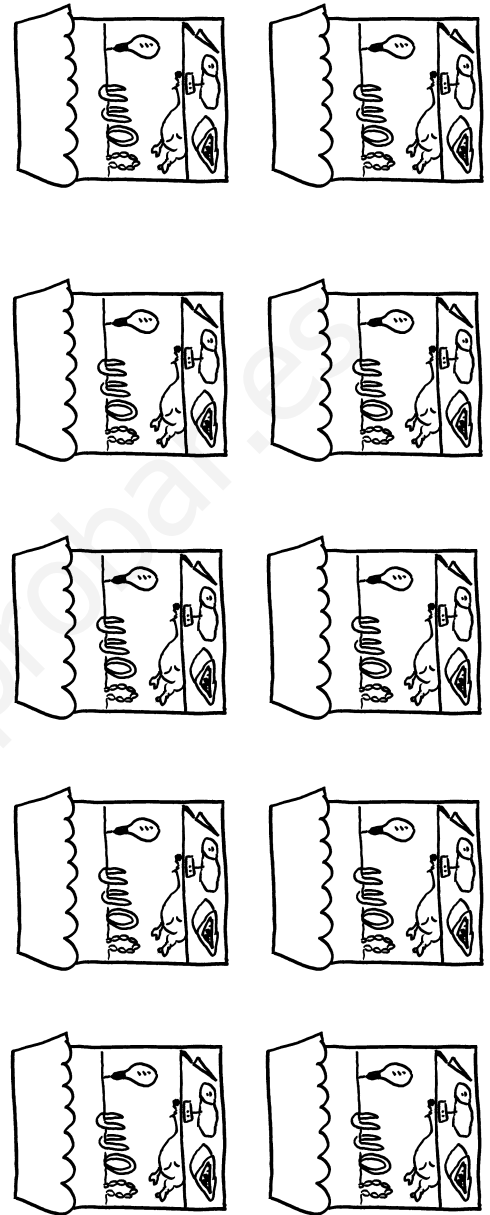

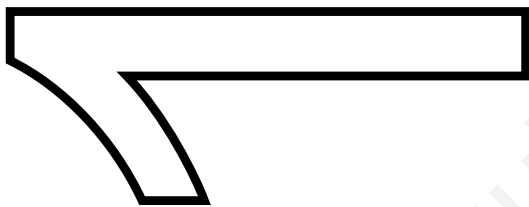
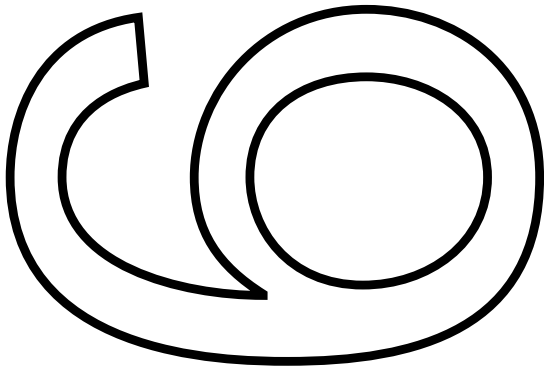
HOSPITAL


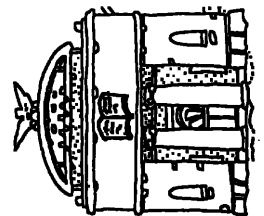
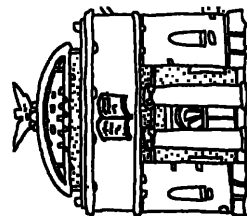
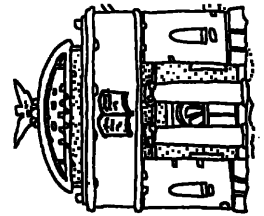
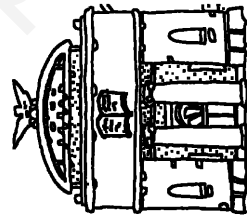
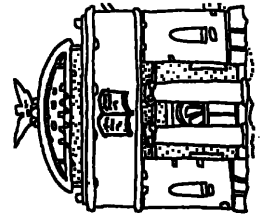

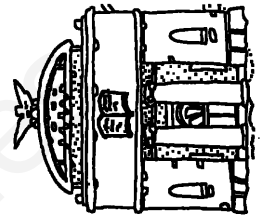
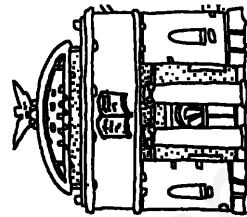
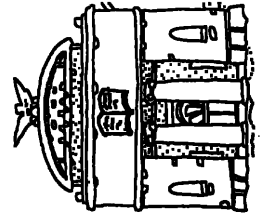
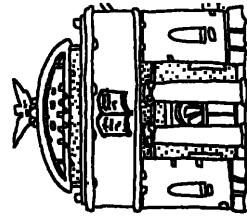
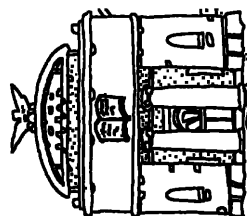
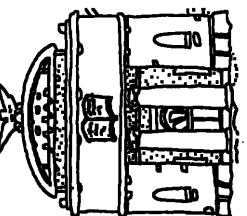
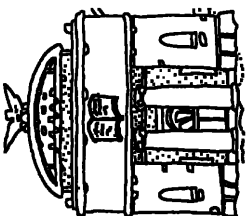
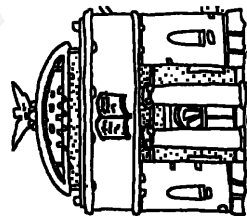
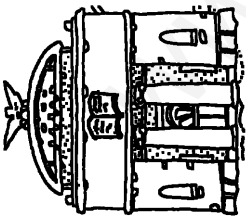
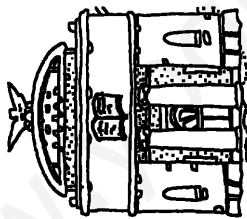
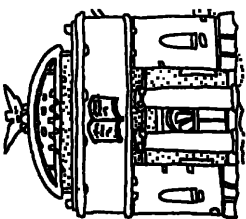
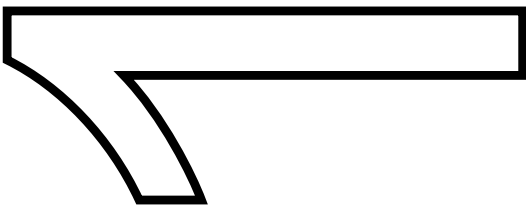

HOSPITAL





15



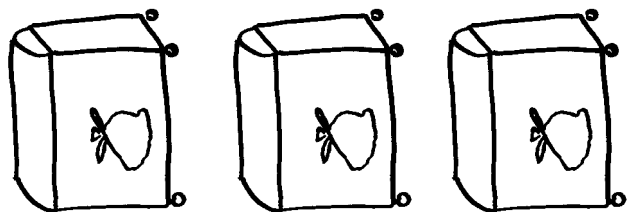



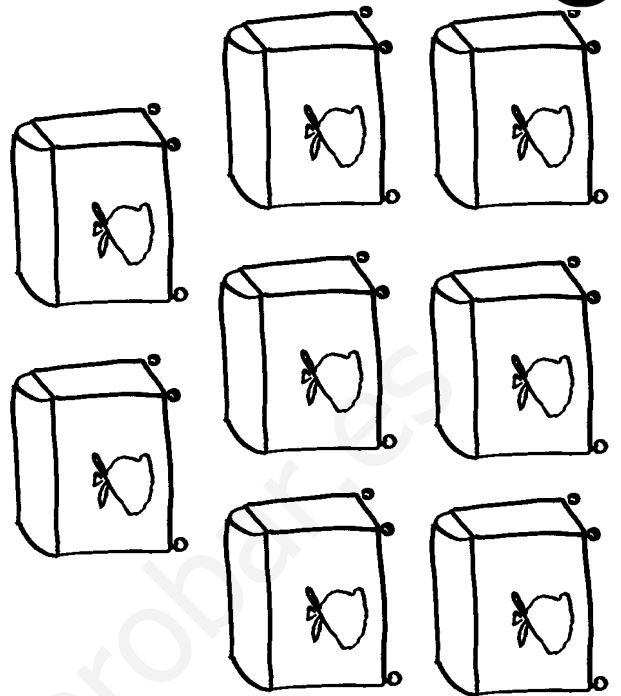





18

8

1






19


9

1









Escribe, sigue la dirección de la flecha.




10 - 10 - 10 - 10 - 10 - 10 - 10 - 10



11 - 11 - 11 - 11 - 11 - 11 - 11 - 11



12 - 12 - 12 - 12 - 12 - 12 - 12 - 12

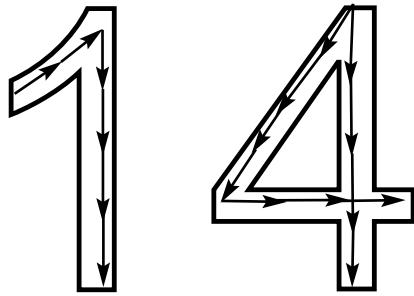


13 - 13 - 13 - 13 - 13 - 13 - 13 - 13







Escribe, sigue la dirección de la flecha.




14 - 14 - 14 - 14 - 14 - 14 - 14 - 14



15 - 15 - 15 - 15 - 15 - 15 - 15 - 15




16 - 16 - 16 - 16 - 16 - 16 - 16 - 16



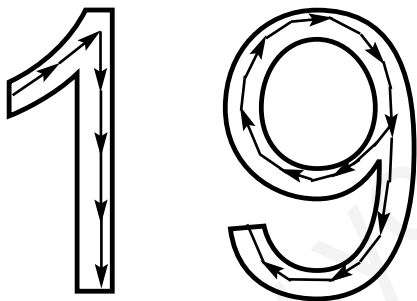
17 - 17 - 17 - 17 - 17 - 17 - 17 - 17



Escribe, sigue la dirección de la flecha.



18 - 18 - 18 - 18 - 18 - 18 - 18 - 18



19 - 19 - 19 - 19 - 19 - 19 - 19 - 19



Escribe los números del 0 al 19:

0								

Escribe los números del 19 al 0:

19								



Escribe series de 2 en 2 hasta el 19:

1 — **3** — — — —
 — — — — —

Escribe series de 3 en 3 hasta el 19:

1 — **4** — — — —
 — — — — —

Escribe series hacia atrás de 2 en 2:

19 — — — — —
 — — — — —

Escribe series hacia atrás de 3 en 3:

19 — — — — —
 — — — — —



Escribe el anterior y posterior de los siguientes números:

4

15

7

5

9

11

1

17

12

18

16

10



Ordena de mayor a menor los siguientes números:

14 – 18 – 15 – 7

16 – 17 – 9 – 10

12 – 13 – 5 – 11

8 – 19 – 4 – 9



Ordena de mayor a menor los siguientes números:

7 – 10 – 4 – 12

15 – 19 – 16 – 14

3 – 11 – 18 – 9

6 – 13 – 8 – 17



Poner las operaciones en posición vertical y realiza la operación:

$$7 + 5 = \begin{array}{r} 7 \\ + 5 \\ \hline \end{array}$$

$$8 - 3 = \begin{array}{r} 8 \\ - 3 \\ \hline \end{array}$$

$$9 + 6 =$$

$$4 - 3 =$$

$$8 + 8 =$$

$$9 - 5 =$$

$$7 + 9 =$$

$$15 - 4 =$$

$$10 + 9 =$$

$$17 - 7 =$$



Poner las operaciones en posición vertical y realiza la operación:

$$\begin{array}{r} 12 + 3 = \\ + 3 \\ \hline \end{array}$$

$$\begin{array}{r} 14 - 2 = \\ - 2 \\ \hline \end{array}$$

$$11 + 15 =$$

$$16 - 11 =$$

$$18 + 11 =$$

$$19 - 4 =$$

$$10 + 4 =$$

$$18 - 5 =$$

$$13 + 12 =$$

$$11 - 10 =$$



Resuelve los problemas:

Juan camina por la calle y encuentra cuatro señales de tráfico, y su hermana Luisa va por otra calle y observa ocho señales de tráfico, ¿cuántas señales en total han visto entre los dos?

En la calle de María hay nueve tiendas y en la calle de Shiam hay ocho tiendas, ¿cuántas tiendas hay en total entre las dos calles?



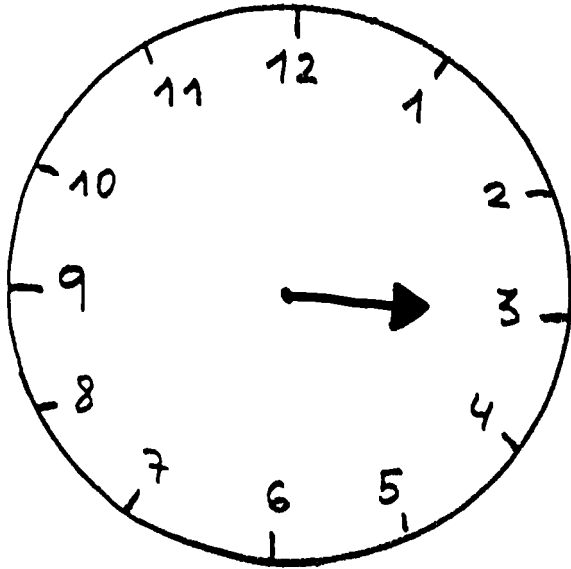
Resuelve los problemas:

Pepe ha comprado en la frutería de su casa ocho melocotones, pero por la alcantarilla se le caen cinco. ¿Cuántos melocotones tiene Pepe en la mano?


Paseando por la calle vemos quince farolas pero cuatro de ellas están apagadas. ¿Cuántas farolas hay encendidas?



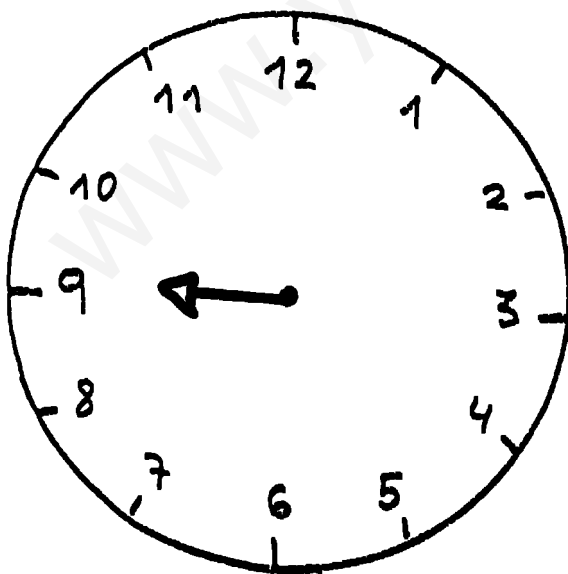
...y cuarto



...y cuarto



...menos cuarto



...menos cuarto

