


1

unidad didáctica



MI COLEGIO Y MI AULA



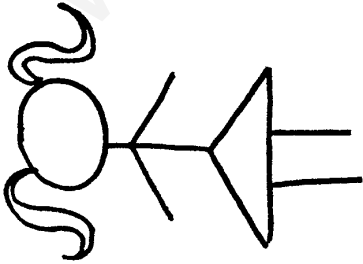


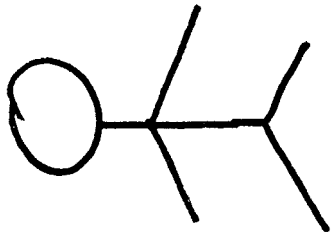
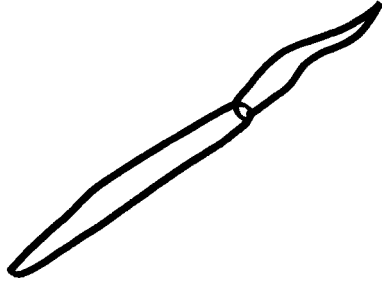

Bloque 2

Orientaciones metodológicas

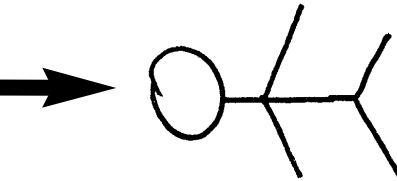
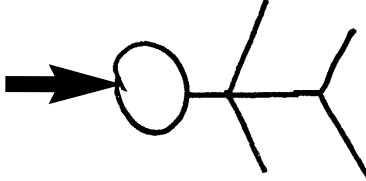
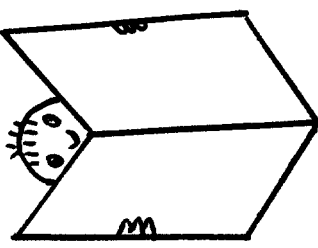
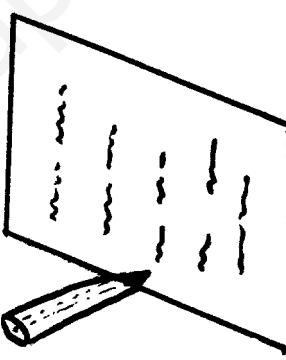


Para trabajar las frases:

1. Pictografiar cada uno de los sintagmas que componen la frase.
2. Ordenación y desordenación dentro de una frase.
3. Comparación de frases.
4. Contaje de palabras dentro de una frase.
5. Inversión de palabras.
6. Adicción de palabras.
7. Omisión de palabras.
8. Copiar la frase.
9. Lectura comprensiva.



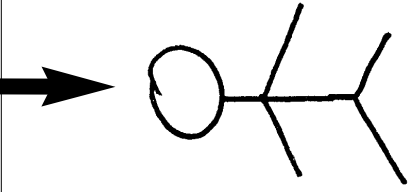
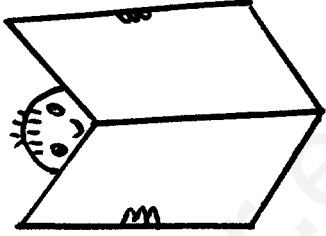

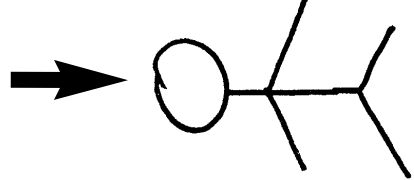


		
<p>LA NIÑA La niña</p>	<p>RECORTA recorta</p>	<p>EL CUADRADO el cuadrado</p>
		
<p>EL NIÑO El niño</p>	<p>PINTA pinta</p>	<p>EL COLEGIO el colegio</p>



	<p>YO yo</p>		<p>YO yo</p>
	<p>LEO leo</p>		<p>ESCRIBO escribe</p>
	<p>UN LIBRO un libro</p>		<p>EN LA PIZARRA en la pizarra</p>


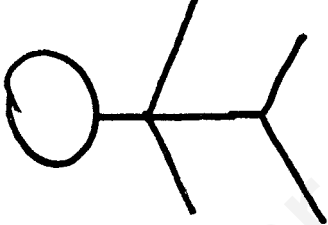
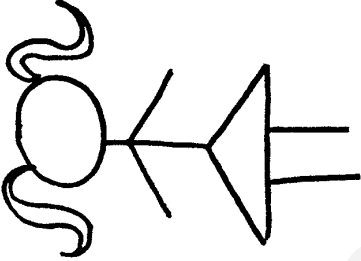


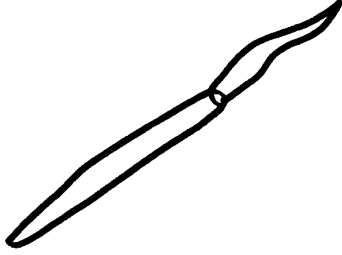


Recorta y ordena las frases:

	<p>YO Yo</p>		<p>LEO leo</p>
	<p>ESCRIBO escribe</p>		<p>YO Yo</p>
	<p>EN LA PIZARRA en la pizarra</p>		<p>UN LIBRO un libro</p>


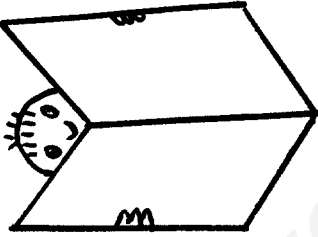
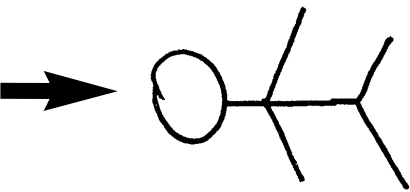


Recorta y ordena las frases:

	<p>RECORTA <i>recorta</i></p>		<p>EL NIÑO EL niño</p>
	<p>LA NIÑA La niña</p>		<p>EL COLEGIO el colegio</p>
	<p>EL CUADRADO el cuadrado</p>		<p>PINTA pinta</p>


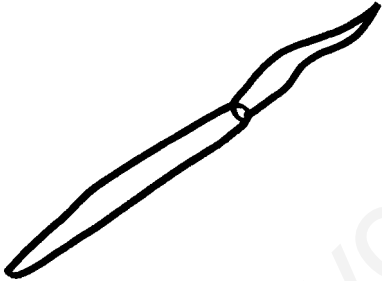
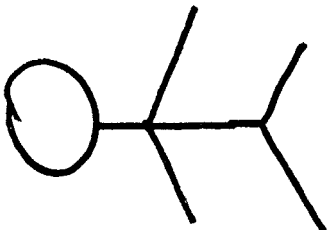


Copia las frases en cada viñeta:

	UN LIBRO.		
	LEO		
	YO		



Copia las frases en cada viñeta:

	EL CUADRADO.		
	PINTA		
	EL NIÑO		



Lectura perceptiva-Dibuja la imagen que corresponda:

	UN LIBRO. <i>un libro.</i>		EL CUADRADO. <i>el cuadrado.</i>
	LEO <i>leo</i>		RECORTA <i>recorta</i>
	YO <i>Yo</i>		LA NIÑA <i>La niña</i>