

# Unit 1: Reading and writing worksheet


RW

Name and surname: .....

Class: ..... Date: .....



1 Look at the shape and trace the word.



circle




triangle



square


2 Read and colour.



The circle is blue.



The triangle is yellow.



The square is red.

3 Read and trace.



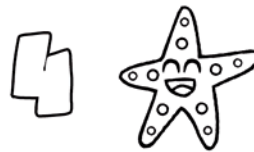
one




two



three



four



five

# Unit 2: Reading and writing worksheet

RW

Name and surname: .....

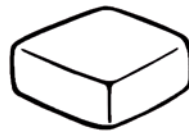
Class: ..... Date: .....



1 Read and circle the correct sentence.



It's a crayon.  
It's a pencil.



It's a pencil.  
It's a rubber.




It's a pencil  
It's glue.




It's a crayon.  
It's a book.


2 Read, trace and colour.



purple



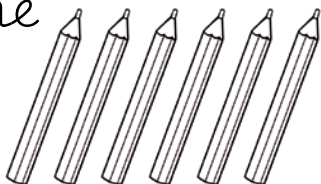
brown




green

3 Read and draw the correct number.

nine



ten



# Unit 3: Reading and writing worksheet

RW

Name and surname: .....

Class: ..... Date: .....



## 1 Read and draw.



2 green eyes.

1 red mouth.

2 orange ears.

## 2 Read and circle the correct word.



What's this?



What's this?

It's a hand / mouth.

It's a hand / nose.

## 3 Look at the pictures and write the words.



e

m

n

e

# Unit 4: Reading and writing worksheet

RW

Name and surname: .....

Class: ..... Date: .....



1 Write the word in the **house** or in the **park**.



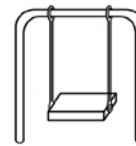
teddy bear




slide



doll



swing



.....

.....



2 Choose the correct word to finish the sentence.

a bike a book a kite a train a ball

I can read .....



I can fly .....



I can ride .....



I can bounce .....



I can play with .....



# Unit 5: Reading and writing worksheet

RW

Name and surname: .....

Class: ..... Date: .....



1 Who are they? Write the correct word.



b y



m y



d y



s r



b r



g a

2 Read and draw the family.

There is a mummy and  
a daddy, a brother,  
a sister and a baby girl.



3 Complete the sentences.



This is  Plug.



This is  Plug.

# Unit 6: Reading and writing worksheet


RW

Name and surname: .....

Class: ..... Date: .....



1 Write the names of the food.



I like

.....  
.....

and


.....  
.....

I don't like

.....  
.....

and

.....  
.....



2 Read and answer the questions with **Yes, I do /No, I don't.**

Do you like carrots?



.....  
.....

Do you like cheese?



.....  
.....

Do you like chicken?



.....  
.....

3 Read and draw the food on the plate.

On the plate there are two tomatoes, one carrot, cheese and ham.

