

5

unidad didáctica

LA CASA





Bloque 5


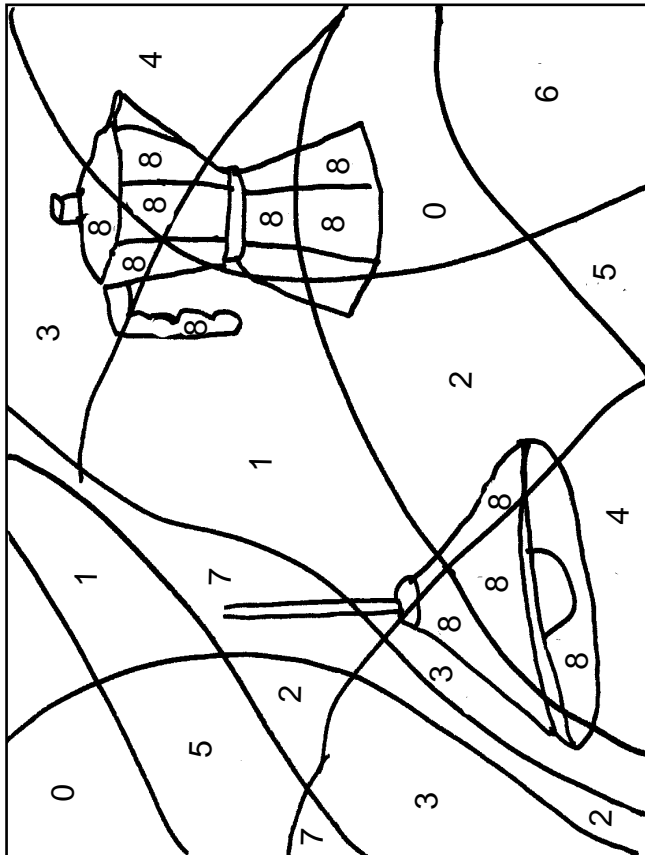

Orientaciones metodológicas

Para las actividades de numeración, cálculo y resolución de problemas:

1. Discriminación de los números que estamos trabajando entre otros números.
2. Realización de los números con plastilina, bolitas de papel, coloreado, etc.
3. Realización de la grafía de los números en repaso, con punto de referencia y sin puntos de referencia.
4. Contaje de objetos y poner la grafía del número.
5. Asociación de dígito a cantidad.
6. Identificación del anterior y posterior.
7. Ordenación de números de mayor a menor.
8. Realización de la posición en vertical de sumas y su resolución.
9. Resolución de problemas sencillos de sumas.
10. Series.
11. Actividades con el reloj.

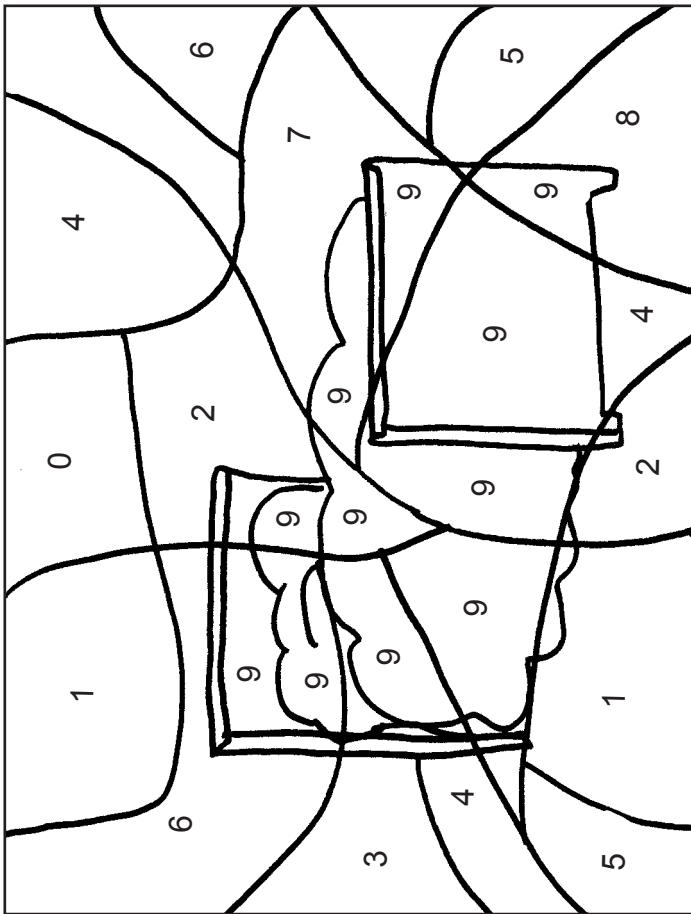
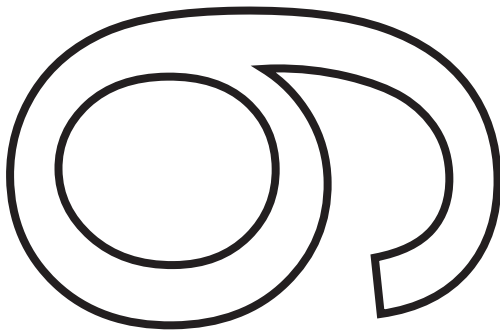


- ◆ Colorea 8 objetos.
- ◆ Repasa el número 8.



0 -	8
-----	---

8 -	0
-----	---



0 -	9 -
-----	-----

9 -	0 -
-----	-----



Escribe el número según la cantidad:

A circle containing three tables. A line connects the circle to an empty square box on the right.

A circle containing six tables. A line connects the circle to an empty square box on the right.

A circle containing six tables. A line connects the circle to an empty square box on the right.

A circle containing ten tables. A line connects the circle to an empty square box on the right.

A circle containing seven tables. A line connects the circle to an empty square box on the right.

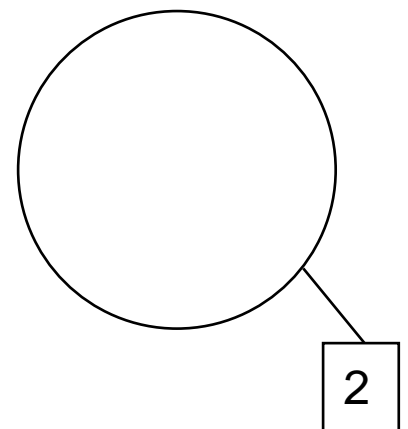
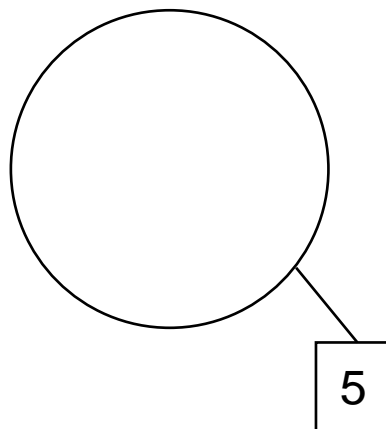
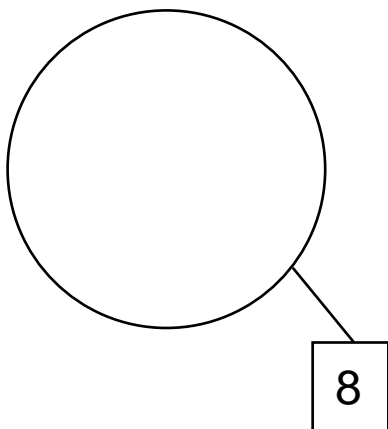
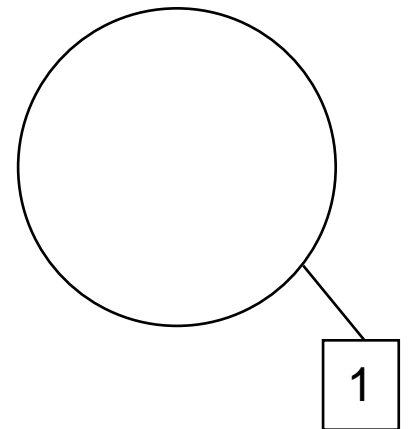
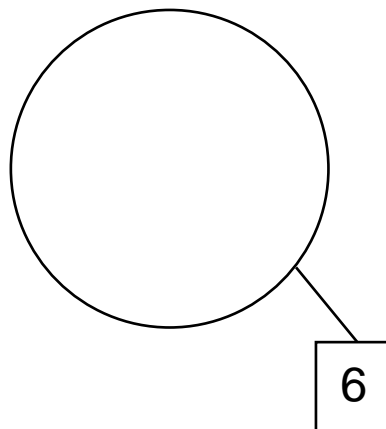
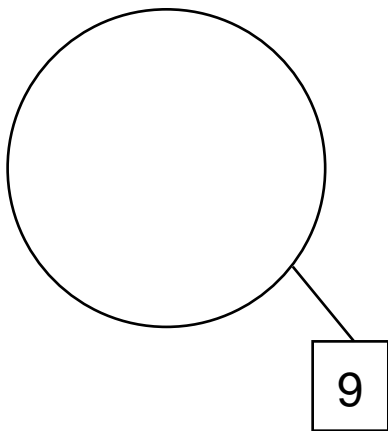
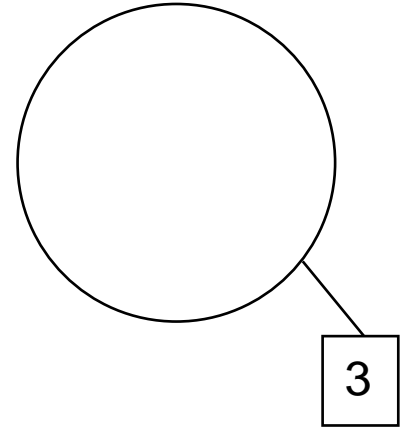
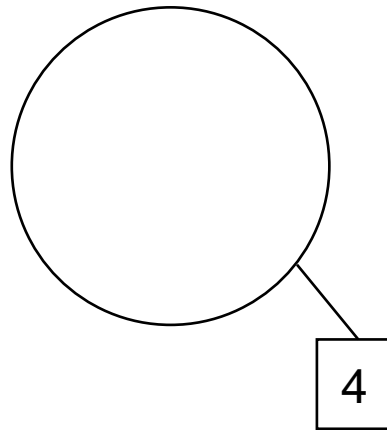
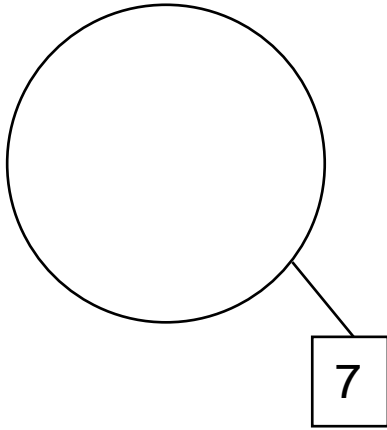
A circle containing eight tables. A line connects the circle to an empty square box on the right.

A circle containing five tables. A line connects the circle to an empty square box on the right.

A circle containing ten tables. A line connects the circle to an empty square box on the right.









Dibuja objetos de la casa dentro de cada uno y dependiendo de las etiquetas:




















Colorea las casas que se indican en cada hoja:

 <p>5</p>	 <p>7</p>	 <p>9</p>
 <p>4</p>	 <p>8</p>	 <p>6</p>



Escribe el anterior y posterior:





Dibuja los objetos necesarios para que haya esas cantidades:

8	
9	
7	
5	
8	
9	



Ordena de mayor a menor:

4 - 7 - 9 - 5

6 - 3 - 9 - 8

3 - 5 - 2 - 7

4 - 1 - 7 - 9

0 - 5 - 3 - 6

5 - 9 - 7 - 8



Poner las operaciones en posición vertical y realiza la operación:

$2 + 1 = 3$ $\begin{array}{r} 2 \\ + 1 \\ \hline 3 \end{array}$	$3 + 2 =$
$2 + 2 =$	$2 + 4 =$
$3 + 1 =$	$4 + 2 =$
$3 + 4 =$	$4 + 1 =$
$4 + 0 =$	$4 + 4 =$



Poner las operaciones en posición vertical y realiza la operación:

$5 + 1 =$

$6 + 3 =$

$5 + 3 =$

$7 + 2 =$

$2 + 2 =$

$8 + 1 =$

$6 + 1 =$

$9 + 0 =$

$5 + 4 =$

$7 + 2 =$



Resolución de problemas:

La casa de Pedro tiene 5 ventanas y la casa de María 3 ventanas. ¿Cuántas ventanas hay en total?

Una casa tiene 4 camas en la habitación de las niñas, 2 camas en la de los niños y 1 cama en la habitación de los padres. ¿Cuántas camas hay en la casa?



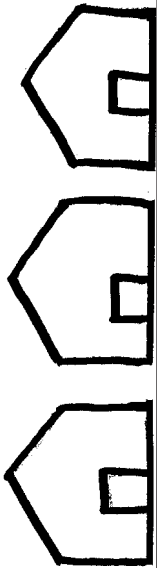


Resolución de problemas:

En el jardín hay 6 macetas y en un balcón hay otras 3. ¿Cuántas macetas hay en la casa?

En la cocina hay 4 sillas y en el comedor 6. ¿Cuántas sillas hay en total?


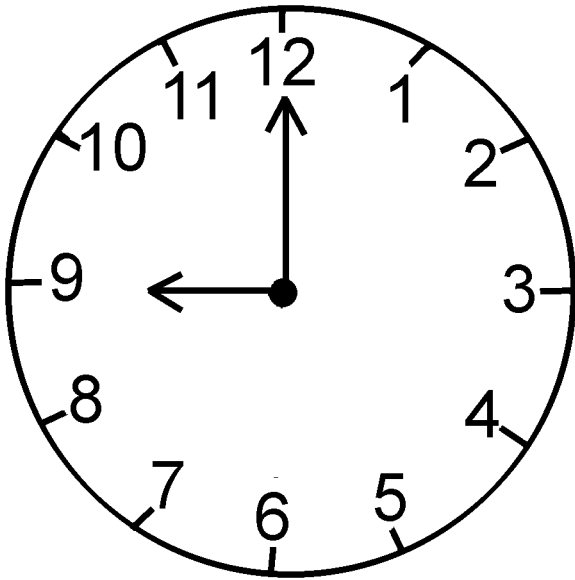


Series:

 A vertical column of three identical simple line drawings of houses, each with a chimney on the right side.	 A vertical column of four identical simple line drawings of glasses, each with a rim and a base.	 A vertical column of five geometric shapes: a rectangle, a triangle, a diamond, and a pentagon, arranged from top to bottom.	
---	--	---	--



en punto



y media

