

a a a a a

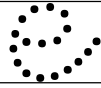
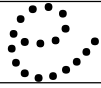
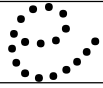
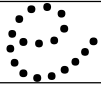
a a a a a







a a a a a

a a a a a

e

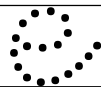
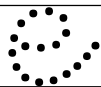
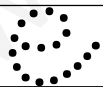
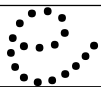


e




elefante

e



i i i i i

i i i i i




i i i

i i i i i

Handwriting practice row 1: A solid cursive letter 'a' followed by four dotted cursive letters 'a' for tracing on a three-line grid.

Handwriting practice row 2: A solid cursive letter 'a' followed by four dotted cursive letters 'a' for tracing on a three-line grid.



Handwriting practice row 3: A set of three horizontal lines (top, middle, bottom) with a dotted cursive letter 'a' written between the middle lines for tracing.

Handwriting practice row 4: A solid cursive letter 'a' followed by four dotted cursive letters 'a' for tracing on a three-line grid.

Handwriting practice row 1: A solid cursive 'u' followed by four dotted cursive 'u's for tracing.

Handwriting practice row 2: A solid cursive 'u' followed by four dotted cursive 'u's for tracing.




Handwriting practice row 3: A set of three horizontal lines with a dotted cursive 'u' for tracing in the middle line.

Handwriting practice row 4: A solid cursive 'u' followed by four dotted cursive 'u's for tracing.

b b b b b

t t t t t




t  
tomate

r r r r r

Handwriting practice row for the letter 'd'. It contains five 'd's: a solid cursive 'd', followed by four dotted cursive 'd's for tracing. The row is set within a three-line handwriting guide.

Handwriting practice row for the letter 'f'. It contains five 'f's: a solid cursive 'f', followed by four dotted cursive 'f's for tracing. The row is set within a three-line handwriting guide.



Handwriting practice for the word 'gato'. The word is written in a dotted cursive font on a three-line handwriting guide. A small cross is placed above the letter 'a' to indicate the starting point for writing.

Handwriting practice row for the letter 'g'. It contains five 'g's: a solid cursive 'g', followed by four dotted cursive 'g's for tracing. The row is set within a three-line handwriting guide.

h h h h h

j j j j j




h h h h h

k k k k k



l l l l l

m m m m m



\_\_\_\_\_


n n n n n

\_\_\_\_\_

n n n n n

q q q q q

z z z z z




z z z z z

o o o o o

Handwriting practice row for the letter 'v'. It contains five examples: a solid cursive 'v', followed by four dotted 'v' characters for tracing, all positioned between two horizontal lines.

Handwriting practice row for the letter 'y'. It contains five examples: a solid cursive 'y', followed by four dotted 'y' characters for tracing, all positioned between two horizontal lines.



Handwriting practice for the letter 'z'. It features a set of three horizontal lines (top, middle, bottom) with a dotted cursive 'z' for tracing. The 'z' starts on the top line, goes down to the middle line, across to the right, down to the bottom line, and back across to the left.


Handwriting practice row for the letter 'x'. It contains five examples: a solid cursive 'x', followed by four dotted 'x' characters for tracing, all positioned between two horizontal lines.

pato

pato

rana

rana



tv

casa

casa

dado dado

lata lata



gato gato

mesa mesa

nido nido



bola bola

pala

pala

cubo

cubo



mar

mar

Mi pelota es roja

Mi pelota es roja

Mi pelota es roja



Mi perro es bueno

Mi perro es bueno

Mi perro es bueno

La casa es blanca

La casa es blanca

La casa es blanca

Tu moto es bonita

Tu moto es bonita

Tu moto es bonita

El rey tiene capa

El rey tiene capa

El rey tiene capa